



Valencia Series Premium Vinyl Windows & Doors

CRYSTAL[®]
WINDOW & DOOR SYSTEMS
WWW.CRYSTALPACIFICWINDOW.COM

Features & Benefits

EFFICIENCY, DURABILITY, COMFORT & DESIGN

■ Premium vinyl

Durability and longevity with unique formulation.

■ Efficient design

Multichambered frames provide strength, energy efficiency, and efficient water drainage.

■ Energy-efficient glass

Insulated glass (dual-pane) units with a high-performance, stainless steel spacer system.



■ Optimal performance

Design and weather seals guard against air and water infiltration.

Better Screens


EASY REMOVAL WITH AN INTEGRAL PULL

Window screens include CrystalView™ improved-visibility screen mesh – repels water, resists dirt and grime, preserves viewing clarity, and lasts longer.



WARNING: Screens are not fall prevention devices. Please take proper precautions.

California's Proposition 65 entitles California consumers to special warnings for products that contain chemicals known to the State of California to cause cancer and birth defects or other reproductive harm. The following warning applies to all products in this brochure.

 **WARNING:** Cancer and Reproductive Harm - www.P65Warnings.ca.gov.



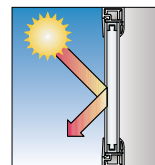
Valencia Series

PREMIUM VINYL WINDOWS & DOORS

Valencia Series premium vinyl windows and doors are engineered for optimal performance. Ideal for replacement and new construction projects, including high-end residential and light-commercial.

Every Valencia Series window and door is custom made to your specifications using premium vinyl and high-performance glass. A variety of energy-efficient types and styles are available for those who want the best.

Performance Glass
LowE3 + Argon



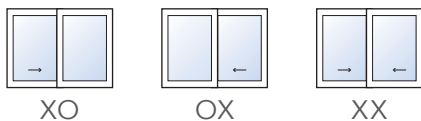
LowE3 glass with Argon lets light in while blocking much of the sun's UV rays. It helps keep the indoors comfortable by reducing heat gain from the sun and heat loss when it's cold.



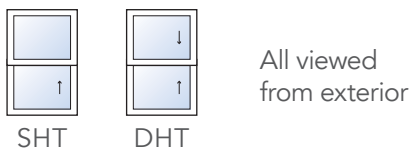
Hung-Slider Windows

SINGLE & DOUBLE HUNG-SLIDERS

Sliding
Windows

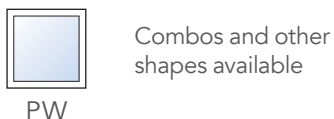


Hung-Tilt
Windows



All viewed
from exterior

Fixed
Windows



Combos and other
shapes available

Modern Auto Lock

DURABLE LOCKING WITH
LOWER PROFILE

Latch will retract and engage
automatically when closing window.

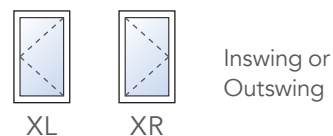


Inswing & Outswing Doors

ATTRACTIVE FRENCH & HINGED DOORS

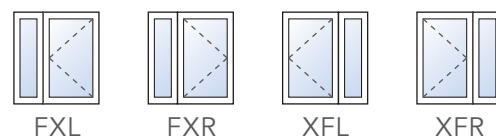
Includes concealed hinges with 3D adjustment and a stainless steel multipoint locking system with compression adjustability.

Hinged
Doors

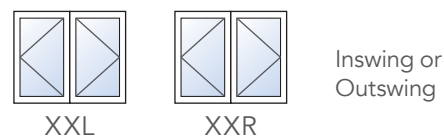


Inswing or
Outswing

Hinged
Doors

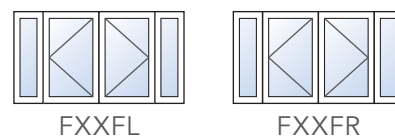


French
Doors



Inswing or
Outswing

French
Doors



F Fixed Sidelite

H Hinged, inswing sidelites available
Other configurations available

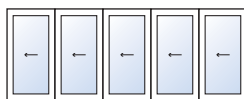


CrystalWall Bi-Fold Doors

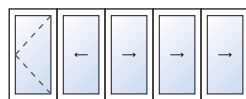
EXPAND YOUR SPACE WITH FOLDING DOORS

Includes multiple locking points and compression seals. Panels fold to the left or right. Active inswing end panel available.

Bi-Fold
Doors

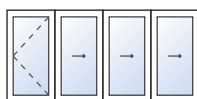


550L, 550R

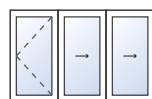


532L, 532R

Bi-Fold
Doors



431L, 431R



321L, 321R

Other
types
available



Options

MAXIMIZE EFFICIENCY, BEAUTY & STYLE

LE3

Increase energy efficiency

LowE3 performance glass with Argon gas available.

STC

Improve acoustical properties

Dissimilar and laminated glass units available.

SPL

Add privacy, beauty & style

Specialty glass and between-the-glass grids available.

CC

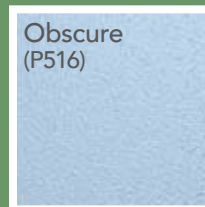
Enhance any color scheme

CrystalCoat™ exterior color coatings available on white.

Specialty Glass

PATTERNED & TINTED AVAILABLE

Obscure
(P516)



Rain



Delta Frost



Glue Chip




Patterns shown are not exact and may vary.
Other types and samples available.

Between-the-Glass Grids

5/8" FLAT OR 1" SCULPTURED

Colonial and Valance grid patterns available.





BLACK #703	DARK BRONZE #704	BROWN #707	BRICK RED #702
FOREST GREEN #701	GREY #705	BEIGE #706	

CrystalCoat™

EXTERIOR COLOR COATINGS

Choosing CrystalCoat™ results in painted exterior with white interior, including grids, screens, and other parts if applicable.

Colors shown are not exact and may vary.
Please see available color samples.



Valencia Swing Doors

ATTRACTIVE FRENCH & HINGED DOORS

Features include wide reinforced stiles and rails, multichambered 5-1/4 inch frame with reinforcement, compression-seal technology, concealed hinges with 3D adjustment, and a stainless steel multipoint locking system with compression adjustability. Inswing and outswing designs available with fixed or hinged inswing sidelites (up to 8 feet high).



Compression Adjustability

Multipoint locking system with adjustable roller lock points. And concealed hinges with 3D adjustment – compression, height and lateral.

Performance Grade

Hung-Sliders . . . up to PG60
Swing Doors . . . up to PG40
Bi-Fold Doors . . . up to PG25

Handle Finishes

CHOOSE WHITE, RUSTIC UMBER, SATIN NICKEL OR BRUSHED CHROME



White is standard. Sidelites white only. Actual finishes may vary. Keylock and thumbturn included.

CRYSTAL[®]
WINDOW & DOOR SYSTEMS
WWW.CRYSTALPACIFICWINDOW.COM

RIVERSIDE, CALIFORNIA
crystalpacificwindow.com

Information and images for guidance and reference only. Actual products may vary. Subject to change without notice.